



Aluminium boats

ACCESSORIES 2023

GREETINGS FROM SWEDEN



ARKIP 530 BR • ARKIP 460 • SPORTSMAN 445 B/M/C • SPORTSMAN 400 • SPORTSMAN 355 • FISHING 440 • FISHING 410

INKAS 525 • INKAS 495 • INKAS 465 • INKAS 465L

All prices listed include VAT @ 20% and are subject to change without notice. E & OE

RECOMMENDED MOTORS

		ARKIP 530 BR	ARKIP 460	SPORTSMAN 445 CATCH	SPORTSMAN 445 MAX	SPORTSMAN 445 BASIC	SPORTSMAN 400	SPORTSMAN 355	FISHING 440	FISHING 410
Electric drive Yamaha M12	Full power								3 knots	3 knots
	Reduced power approx. 20-25%								2 knots	2 knots
Electric drive Yamaha M26	Full power								4 knots	4 knots
	Reduced power approx. 20-25%								3 knots	3 knots
2.5 hp	1 person								7 knots ¹⁾	8 knots 4,800 rpm ¹⁾
	2 people								6 knots ¹⁾	5 knots 4,900 rpm ¹⁾
Electric drive Torqeedo 1103 CS	Full power								5 knots ²⁾	
	Reduced power approx. 20-25%								3 knots ²⁾	
4 hp	1 person								9 knots 5,100 rpm ¹⁾	
	2 people								8 knots 4,200 rpm ¹⁾	
5 hp	1 person								11 knots 5,500 rpm ¹⁾	
	2 people								8 knots 5,400 rpm ¹⁾	
6 hp	1 person						17 knots 5,600 rpm	15 knots 5,700 rpm		
	2 people						13 knots 5,200 rpm	11 knots 5,300 rpm		
8 hp	1 person						19 knots 5,600 rpm	19 knots 5,700 rpm		
	2 people						16 knots 5,200 rpm	16 knots 5,300 rpm		
10 hp	1 person					18 knots 5,800 rpm ¹⁾	21 knots 5,600 rpm			
	2 people					15 knots 5,450 rpm ¹⁾	18 knots 5,400 rpm			
15 hp	1 person					22 knots 6,100 rpm ¹⁾	24 knots 5,800 rpm ³⁾			
	2 people					19 knots 5,600 rpm	22 knots 5,700 rpm ³⁾			
Electric drive Torqeedo 10.0	1 person				17 knots ²⁾					
	2 people				15 knots ²⁾					
20 hp	1 person					24 knots 6,100 rpm ¹⁾	25 knots 6,000 rpm ³⁾			
	2 people			19 knots 5,500 rpm	20 knots 5,500 rpm	22 knots 5,700 rpm	24 knots 5,600 rpm ³⁾			
	4 people			16 knots 5,300 rpm	17 knots 5,300 rpm	18 knots 5,500 rpm				
25 hp	2 people			24 knots 5,800 rpm ¹⁾	25 knots 5,950 rpm ¹⁾					
	4 people			21 knots 5,500 rpm ¹⁾	23 knots 5,700 rpm ¹⁾					
30 hp	1 person			27 knots 5,900 rpm ¹⁾	26 knots 6,200 rpm					
	2 people		26 knots 6,100 rpm ¹⁾	25 knots 5,700 rpm ¹⁾	25 knots 6,100 rpm					
	4 people		25 knots 6,000 rpm ¹⁾		24 knots 5,300 rpm					
40 hp	2 people		30 knots 5,700 rpm ¹⁾							
	4 people		28 knots 5,300 rpm ¹⁾							
50 hp	2 people		32 knots 5,800 rpm ¹⁾							
	4 people		30 knots 5,400 rpm ¹⁾							
80 hp	2 people	33 knots 5,300 rpm ¹⁾								
	4 people	32 knots 5,300 rpm ¹⁾								
100 hp	2 people	38 knots 5,300 rpm								
	4 people	35 knots 5,300 rpm								

BOAT DATA

	ARKIP 530 BR	ARKIP 460	SPORTSMAN 445 CATCH	SPORTSMAN 445 MAX	SPORTSMAN 445 BASIC	SPORTSMAN 400	SPORTSMAN 355	FISHING 440***	FISHING 410
LENGTH	530 cm (576 cm with bathing platform)	460 cm	451 cm	451 cm	451 cm	401 cm	355 cm	431 cm	403 cm
WIDTH	214 cm	185 cm	175 cm	175 cm	175 cm	164 cm	146 cm	164 cm	156 cm
TOTAL HEIGHT	178 cm	142 cm	140 cm	140 cm	77 cm	63 cm	54 cm	60 cm	63 cm
WEIGHT	610 kg	292 kg	252 kg	227 kg	189 kg	125 kg	84 kg	94 kg	75 kg
MAX. WEIGHT WITH MOTOR	849 kg	485 kg	407 kg	382 kg	329 kg	281 kg*	167 kg	149 kg	107 kg
INTERIOR HEIGHT	67 cm	60 cm	54 cm	54 cm	54 cm	60 cm	51 cm	54 cm	57 cm
HULL HEIGHT	112 cm	80 cm	73 cm	73 cm	73 cm	63 cm	54 cm	60 cm	63 cm
HULL THICKNESS	2.7 mm	2.4 mm	2.0 mm	2.0 mm	2.0 mm	1.8 mm	1.7 mm	1.7 mm	1.7 mm
HULL ANGLE	16°	12°	9°	9°	9°	8°	2°	–	–
REC. MOTOR	70-100 hp (51-74.6 kW)	30-50 hp (22-38 kW)	20-30 hp (14-23 kW)	20-30 hp (14-23 kW)	10-20 hp (7-15 kW)	6-10 hp (4-8 kW) 15-20 hp (11-15 kW)**	6-8 hp (4-6 kW)	2.5-5 hp (1.8-4 kW)	2.5-3.5 hp (1.8-2.7 kW)
REC. TORQUEEDO ELECTRIC DRIVE				E.g Torqeedo Cruise 10.0 R (10.0 kW)				E.g Torqeedo Travel 11103 CS (1,100 W)	
MAX. MOTOR POWER	100 hp (74.6 kW)	50 hp (38 kW)	30 hp (23 kW)	30 hp (23 kW)	20 hp (15 kW)	20 hp (15 kW)	8 hp (6 kW)	5 hp (4 kW)	3.5 hp (2.7 kW)
CONTROL CABLE LENGTH	4.80 m	2.10 m	2.10 m	1.80 m		Side console 1.80 m Mid console 2.70 m			
STEERING CABLE LENGTH	4.80 m (hydraulic steering)	2.70 m	2.70 m	2.40 m		Side console 2.40 m Mid console 3.30 m			
SHAFT LENGTH	Long	Long	Long	Long	Long	Long	Short	Short	Short
MAX. LOAD	600 kg	515 kg	455 kg	455 kg	474 kg	410 kg	310 kg	390 kg	290 kg
MAX. NO. PEOPLE	6	5	3	4	4	4	3	4	3
APPROVED BOW EYE	Insurance class 3	Insurance class 3	Insurance class 3	Insurance class 3	Insurance class 3	Insurance class 3	Insurance class 3	Insurance class 3	Insurance class 3
CE MARKED FOR CATEGORY	C – Inshore	C – Inshore	C – Inshore	C – Inshore	C – Inshore	D – Sheltered waters	D – Sheltered waters	D – Sheltered waters	D – Sheltered waters
MAX. SPEED	2 people, 100 hp motor gives approx. 38 knots	2 people, 50 hp motor gives approx. 32 knots	2 people, 30 hp motor gives approx. 25 knots	1 person, 30 hp motor gives approx. 26 knots	1 person, 20 hp motor gives approx. 24 knots	1 person, 20 hp motor gives approx. 25 knots	1 person, 8 hp motor gives approx. 19 knots	1 person, 5 hp motor gives approx. 11 knots	1 person, 2 hp motor gives approx. 8 knots
STANDARD EQUIPMENT	9-inch GPS/sonar, double console with door, gas-sprung flip-up comfort seats (vertically and laterally adjustable), fixed tank (67 l), hydraulic steering, self-bailer, integrated step, stern seat pads, foldaway cover with box, automatic bilge pump, lights, rail, grab rails, bathing ladder, bathing platform, anti-slip aluminium flooring, bollard, sacrificial anode, fire extinguisher, drain plug, Securmark security marking	9-inch GPS/sonar, automatic bilge pump, light, railing, grab rails, bathing ladder, anti-slip aluminium flooring, bollard, sacrificial anode, fire extinguisher, drain plug, Securmark security marking	9-inch GPS/sonar, fishing lure holder, fishing chair mount, bow fore deck, railing, grab rail, automatic bilge pump, rescue ladder, rod holder, wide aluminium flooring, bollard, sacrificial anode, drain plug, Securmark security marking	9-inch GPS/sonar, bow fore deck, railing, grab rails, automatic bilge pump, bathing ladder, wide aluminium flooring, bollard, sacrificial anode, drain plug, Securmark security marking	Bow fore deck, aluminium oars, automatic bilge pump, bathing ladder, aluminium flooring, rowlock, oar blade holder, sacrificial anode, drain plug, Securmark security marking	Aluminium oars, rescue ladder, rowlock, oar blade holder, sacrificial anode, drain plug, Securmark security marking	Aluminium oars, rescue ladder, rowlock, oar blade holder, drain plug, Securmark security marking	Aluminium oars, rescue ladder, rowlock, oar blade holder, drain plug, Securmark security marking	Aluminium oars, rescue ladder, rowlock, oar blade holder, drain plug, Securmark security marking

*Incl. steering console and 20-hp motor.

**With steering console.

***Fishing 440 has the market's lowest petrol consumption – 0.11 litres per sea mile with 1 person at 7 knots.



ARKIP 530 BR £32,600.00



SPORTSMAN 445 CATCH £13,400.00



ARKIP 460 £17,090.00



SPORTSMAN 445 MAX £11,550.00



SPORTSMAN 445 BASIC
£7,920.00 with 9 foot oars



	ARKIP 530 BR	ARKIP 460	SPORTSMAN 445 CATCH	SPORTSMAN 445 MAX	SPORTSMAN 445 BASIC	SPORTSMAN 400	SPORTSMAN 355
Length	530 cm (576 cm with bathing platform)	460 cm	451 cm	451 cm	451 cm	401 cm	355 cm
Width	214 cm	185 cm	175 cm	175 cm	175 cm	164 cm	146 cm
Total height	178 cm	142 cm	140 cm	140 cm	73 cm	63 cm	54 cm
Weight	610 kg	292 kg	252 kg	227 kg	189 kg	125 kg	84 kg
Max. weight with motor	838 kg	475 kg	397 kg	372 kg	319 kg	271 kg*	157 kg
Freeboard height	81 cm	58 cm	50 cm	50 cm	50 cm	47 cm	45 cm
Interior height	67 cm	60 cm	60 cm	60 cm	60 cm	60 cm	51 cm
Hull depth	112 cm	80 cm	73 cm	73 cm	73 cm	63 cm	54 cm
Hull thickness	2.7 mm	2.4 mm	2.0 mm	2.0 mm	2.0 mm	1.8 mm	1.7 mm
Hull angle	16°	12°	9°	9°	9°	8°	2°
Rec. motor	70–100 hp (51–74 kW)	30–50 hp (22–37 kW)	20–30 hp (14.7–22 kW)	20–30 hp (14.7–22 kW)	10–20 hp (7.4–14.7 kW)	6–10 hp (4.4–7.4 kW) 15–20 hp (11–14.7 kW)**	6–8 hp (4.4–5.9 kW)
Rec. Torqeedo electric drive				Tex Torqeedo Cruise 10.0 R (10.0 kW)			
Max. motor power	100 hp (74 kW)	50 hp (37 kW)	30 hp (22 kW)	30 hp (22 kW)	20 hp (14.7 kW)	20 hp (14.7 kW)	8 hp (5.9 kW)
Control cable length	4.80 m	2.10 m	2.10 m	1.80 m		Side console 1.80 m Mid console 2.70 m	
Steering cable length	4.80 m	2.70 m	2.70 m	2.40 m		Side console 2.40 m Mid console 3.30 m	
Shaft length	Long	Long	Long	Long	Long	Long	Short
Max. load	675 kg	525 kg	465 kg	465 kg	484 kg	420 kg	320 kg
Max. no. people	6	5	3	4	4	4	3
Approved bow eye	Insurance class 3	Insurance class 3	Insurance class 3	Insurance class 3	Insurance class 3	Insurance class 3	Insurance class 3
Ce marked for category	C – Inshore	C – Inshore	C – Inshore	C – Inshore	C – Inshore	D – Sheltered waters	D – Sheltered waters
Max. speed	2 persons, 100-hp motor gives approx. 38 knots	2 persons, 50-hp motor gives approx. 32 knots	2 persons, 30-hp motor gives approx. 25 knots	1 person, 30-hp motor gives approx. 26 knots	1 person, 20-hp motor gives approx. 24 knots	1 person, 20-hp motor gives approx. 25 knots	1 person, 8-hp motor gives approx. 19 knots



SPORTSMAN 400 £4,630.00 with 9 foot oars



SPORTSMAN 355 £3,490.00 with 8 foot oars



FISHING 440 £4,010.00 with 9 foot oars



FISHING 410 £3,330.00 with 8½ foot oars



INKAS 525 £2,020.00



INKAS 495 £1,940.00



INKAS 465 £1,860.00




INKAS 465L £1,780.00



FISHING 440***	FISHING 410	
431 cm	403 cm	Length
164 cm	156 cm	Width
60 cm	63 cm	Total height
94 kg	75 kg	Weight
139 kg	97 kg	Max. weight with motor
50 cm	50 cm	Freeboard height
54 cm	57 cm	Interior height
60 cm	63 cm	Hull depth
1.7 mm	1.7 mm	Hull thickness
–	–	Hull angle
2.5–5 hp (1.9–3.7 kW)	2.5–3.5 hp (1.9–2.6 kW)	Rec. motor
Tex Torqeedo Travel 1003 (1030 W)		Rec. Torqeedo electric drive
5 hp (3.7 kW)	3.9 hp (2.9 kW)	Max. motor power
		Control cable length
		Steering cable length
Short	Short	Shaft length
400 kg	300 kg	Max. load
4	3	Max. no. people
Insurance class 3	Insurance class 3	Approved bow eye
D – Sheltered waters	D – Sheltered waters	Ce marked for category
1 person, 5-hp motor gives approx. 11 knots	1 person, 2-hp motor gives approx. 8 knots	Max. speed




	INKAS 525	INKAS 495	INKAS 465	INKAS 465L
Length	525 cm	495 cm	465 cm	465 cm
Width	90 cm	90 cm	85 cm	85 cm
Weight	38 kg	36 kg	33 kg	28 kg
Bow/stern height	35 cm	33 cm	33 cm	33 cm
Load capacity	400 kg	400 kg	340 kg	340 kg
Max. no. people	3	2	2	2
Hull thickness	1.25 mm	1.25 mm	1.25 mm	1 mm



ACCESSORIES

		530BR	460	445B	445M	445C	400	355	440	410
1 "NAVALLOY" ANODE KIT Suitable for both fresh and salt water. Art. no. 712740	£90.00	•	•	•	•	•	•	•	•	•
2 BOAT CART (MAX. LOAD 150 KG) Robust, aluminium design. Wheels have ball bearings and solid tyres. Art. no. 405000	£557.00							•	•	•
3 RAIL MOUNT Mount suitable for GPS, trolling rod holder, downrigger, etc. Art. no. 712000	£38.00	•	•	•	•	•	•	•	•	•
4 WOODEN FLOORING										
Art. no. 619355	£304.00							•		
Art. no. 619401 (From 2007)	£243.00						•			
Art. no. 619400 (Up to 2006)	£469.00					•				
Art. no. 619410	£437.00								•	
Art. no. 619440	£489.00							•		

		530BR	460	445B	445M	445C	400	355	440	410
5 ALUMINIUM FLOORING										
Art. no. 610355	£480.00								•	
Art. no. 610400	£395.00						•			
6 DRAIN PLUG (STANDARD) Art. no. 621000	£18.00	•	•	•	•	•	•	•	•	•
7 ELECTRIC MOTOR MOUNT (For aluminium motor plate.)										
Art. no. 712009	£81.00							•	•	•
Art. no. 712010	£79.00	•	•	•	•					
Art. no. 712011 (with fishing chair)	£127.00						•			
8 FISHING LURE HOLDER, ALUMINIUM Art. no. 211074 (Standard on 445 Catch)	£53.00	•	•	•	•	•	•	•	•	•



ACCESSORIES

		530BR	460	445B	445M	445C	400	355	440	410
9 FISHING PLATFORM	Made of aluminium/chequered plate with hatches. (Can be used with fishing chair.)									
Art. no. 712026	£1,104.00			•	•					
10 FISHING CHAIR, COLLAPSIBLE BACK	Includes chair column and base. Fits 530 BR,460,445 and 445 Max with fishing platform/deck and fishing chair mount.									
Art. no. 719003	£430.00	•	•	•	•	•				
11 FISHING CHAIR MOUNT	Can be fitted in the fishing platform/deck that is an accessory for 530 BR, 460, 445 Basic and 445 Max.									
Art. no. 719004	£88.00	•	•	•	•					
12 BOW DECK	For stowing rope ends and anchor. Also serves as a fishing platform (standard on 445 Max as of 2014).									
Art. no. 712020	£458.00			•	•					

Not suitable for combining with bow electric motor or seat pads (complete set).



		530BR	460	445B	445M	445C	400	355	440	410
13 BOW DECK FOR ELECTRIC MOTOR, 445 B/M	Made of aluminium/chequered plate. Includes electric motor mounting plate. Fits 445 Basic up to 2019 (standard as of 2020) Fits 445 Max up to 2013 (standard as of 2014)									
Art. no. 712021	£306.00			•	•					
14 BOW DECK FOR ELECTRIC MOTOR, 400	Made of aluminium/chequered plate. For bow mounting of electric motor. Includes aluminium, electric motor mounting plate.									
Art. no. 712022	£295.00								•	
15 SONAR TRANSDUCER MOUNT	Aluminium. Adjustable. Height: 280 mm, width: 80 mm. Mounts on transom.									
Art. no. 712008	£79.00	•	•	•	•	•	•	•	•	•



ACCESSORIES

		530BR	460	445B	445M	445C	400	355	440	410
1 BOW GRAB RAIL/"SHARK FIN" Width: 37 cm. Height: 46 cm. Art. no. 628000	£155.00		•			•	•	•	•	•
2 BOW GRAB RAIL/"SHARK FIN" Fits Sportsman 445 Basic and 400 with mounted bow deck. Anodized aluminum. Width 37 cm. Height 46 cm. Screwed to the railing and to the bow deck. Art. no. 628100	£155.00		•			•				
3 BLUE, PLASTIC HANDLE (STANDARD) Art. no. 811269	£9.00		•			•	•	•	•	
4 SPRAY COVER, DRIVABLE Max. speed with car 30 kph. Art. no. 302445	£1,590.00			•						
5 SINGLE CONSOLE STERN COVER, DRIVABLE Max. speed with car 30 kph. Art. no. 302460 (From 2015) Art. no. 302471 (Up to 2014) <i>Does not fit with left-hand console or water ski pylon.</i>	£1,538.00 £1,366.00		•							

		530BR	460	445B	445M	445C	400	355	440	410
6 DOUBLE CONSOLE STERN COVER, DRIVABLE Max. speed with car 30 kph. Art. no. 302462 (From 2015) Art. no. 302470 (Up to 2014) <i>Does not fit with water ski pylon.</i>	£1,427.00 £1,294.00		•							
7 BASIC COVER, MOORING, GREY POLYESTER Art. no. 302446 Art. no. 302356 Art. no. 302401 Art. no. 302411 Art. no. 302441	£1,058.00 £786.00 £975.00 £844.00 £1,082.00			•	•	•				•
8 BASIC COVER, MOORING, GREY POLYESTER Art. no. 302461 <i>Does not fit with water ski pylon.</i>	£1,132.00		•							



ACCESSORIES



		530BR	460	445B	445M	445C	400	355	440	410		530BR	460	445B	445M	445C	400	355	440	410		
9 NAVIGATION LIGHT SET	Light set, LEDs. For retrofitting to small motor boats. Battery-powered. 1 white all-around light (for stern fitting). 1 green/red/white (for bow fitting). 1 telescopic stand, 100 cm. 1 stand mount. Acid-resistant stainless steel screws included. Art. no. 712800	£284.00		•	•	•	•	•	•	•												
10 SECURITY KIT	(Insurance class 3 padlock with 2.5 m chain & sleeve.) Art. no. 626000	£203.00	•	•	•	•	•	•	•	•												
11 LÄNSMAN BILGE PUMP	Automatic bilge pump that fits on the mooring line. Easy to install. Practical to take along. Locks into place. Can pump out up to 2,500 litres a day. Art. no. 606600	£99.00	•	•	•	•	•	•	•	•												
12 ELECTRIC BILGE PUMP SET	For boats with steering console 717400. Includes: Automatic bilge pump, cable trunk, mounting plate and contact breaker for the steering console. Art. no. 718000	£293.00																			•	
13 ELECTRIC BILGE PUMP SET	For boats without steering console. Includes: Automatic bilge pump, cable trunk, mounting plate and contact breaker. Art. no. 718001	£293.00																				•
14 ELECTRIC BILGE PUMP SET	Includes: Automatic bilge pump, cable trunk, mounting plate and contact breaker. Art. no. 718002	£312.00																				•
15 BILGE PUMP – SMART, WAVE-OPERATED	To get water out of the boat, simply hang the pump over the side (pump body floating on the water). Wave action then operates the pump. Art. no. 606500	£118.00	•	•	•	•	•	•	•	•												•



ACCESSORIES

		530BR	460	445B	445M	445C	400	355	440	410
1 FISHING DECK MAT 6 mm thick polypropylene, UV resistant and draining. Art. no. 627500	£155.00					•				
2 MUG HOLDER 2 pack, grey plastic. Art. no. 712650	£48.00	•	•	•	•					
3 BOLLARD FOR RETROFITTING Anodised aluminium, 165 mm. Art. no. 623020	£62.00						•	•	•	•
4 CONSOLE 460, LEFT-HAND Art. no. 714460 (From 2015) Art. no. 714461 (Up to 2014)	£1,287.00 £1,191.00		•	•						



		530BR	460	445B	445M	445C	400	355	440	410
5 CONSOLE COVER Grey acrylic fabric. For right-hand console. Art. no. 302464 (From 2015) Art. no. 302467 (Up to 2014) For left-hand console. Art. no. 302466 (From 2015) Art. no. 302468 (Up to 2014)	£197.00 £197.00 £197.00 £197.00									
6 RAIL Grip-friendly rail for mounting of accessories. Easy to retrofit. Set of four parts. Aluminium. Art. no. 712030	£637.00			•				•		



ACCESSORIES

		530BR	460	445B	445M	445C	400	355	440	410
7 RESCUE LADDER (RETROFIT)	Foldaway, aluminium rescue ladder.									
Art. no. 712730	£144.00					•				
Art. no. 712720	£144.00						•			
Art. no. 712710	£144.00							•		
Art. no. 712700	£144.00								•	
8 SEAT PADS, STERN	Stern seat pads.									
Art. no. 627446	£587.00				•					
9 STERN SEAT PAD SET	- Back pad - Side pad, starboard - Centre pad - Side pad, port									
Art. no. 627460	£768.00	•								



		530BR	460	445B	445M	445C	400	355	440	410
10 BOW SEAT PAD SET	- Side pad, starboard - Side pad, port - Bow seat pads and back pad									
Art. no. 627530	£823.00								•	
11 BOW SEAT PAD SET	- Side pad, starboard - Pad, bow - Side pad, port									
Art. no. 627461	£875.00									•
12 SEAT PADS, COMPLETE SET	- Stern seat pads - Midship seat pads - Bow seat pad									
	Not suitable for combining with bow stowage deck, art. no. 712020.									
Art. no. 627445	£1,023.00								•	•



ACCESSORIES



	530BR	460	445B	445M	445C	400	355	440	410
1 COMBINED FISHING/SUN DECK, 460 In chequered plate. Can be combined with fishing chair. Art. no. 712025 £524.00 •		•							
2 SEAT PAD FOR FISHING/SUN DECK, 460 Art. no. 627462 £382.00 •		•							
3 COMBINED FISHING/SUN DECK, 530 BR In chequered plate. Can be combined with fishing chair. Art. no. 712027 £759.00 •	•								
4 SEAT PAD FOR FISHING/SUN DECK, 530 BR Art. no. 627531 £319.00 •	•								

	530BR	460	445B	445M	445C	400	355	440	410
5 SOLAR CELL PACKAGE 1 marine solar panel, 35 W (2A) 1 charge regulator 1 battery box Cables, screws and mounts for the solar panel. Art. no. 712900 £524.00 •									•
6 RATCHET STRAP, 3.5 M, STAINLESS STEEL Grey polyester with stainless steel ratchet. Breaking strength 2,500 kg. Art. no. 612500 £35.00 • • • • • • • • • •									
7 RATCHET STRAP, 5.5 M Blue polypropylene (with ratchet). Breaking strength 500 kg. Art. no. 612000 £16.00 • • • • • • • • • •									
8 TUBE ROD HOLDER, ALUMINIUM Blue aluminium. Holds the rod in place when fishing. Fits on boat rail. Art. no. 623400 £51.00 • • • •									



ACCESSORIES



		530BR	460	445B	445M	445C	400	355	440	410
9	THREE-TUBE ROD HOLDER, PLASTIC Black plastic with 3 holders. Standard on 445 Catch. Art. no. 623000	£29.00	•	•	•	•	•	•	•	•
10	MOUNT FOR TUBE ROD HOLDER Mount for tube rod holder (fits to hull). Standard on 445 Catch. Art. no. 623010	£38.00	•	•	•	•	•	•	•	•
11	TROLLING ROD HOLDER Holds the rod in place when fishing. Can be mounted and adjusted many ways. Easy to assemble. Art. no. 623100	£31.00	•	•	•	•	•	•	•	•
12	LINDER MOORING PACKAGE SMALL Contains: 4 fenders navy blue (diameter 130 mm, length 370 mm), 4 fenders protection, 4 ropes for fender, 1 anchor 3.5 kg, 1 anchor line 35 m, 2 mooring ropes 6 m, 1 bailer, 1 piece sponge. Art. no. 625000	£363.00	•	•	•	•	•	•	•	•
13	LINDER MOORING PACKAGE LARGE Contains: 4 pcs fender large navy blue (diameter 130 mm, length 560 mm), 4 pcs fender protection, 4 pcs rope for fender, 1 pcs anchor 7.5 kg, 1 pcs anchor line 40 m, 4 pcs mooring line 6 m. Art. no. 627000	£663.00	•	•						
14	STEERING CONSOLE, CENTRE Mounts on reinforcing profiles. Art. no. 715400	£587.00							•	
15	STEERING CONSOLE, RIGHT-HAND, FROM 2007 Mounts to gunwale and reinforcing profile. Space for battery and box inside the console. Art. no. 717400	£960.00							•	
16	TELESCOPIC OUTBOARD MOTOR HANDLE For better trim when alone in the boat, it is advisable to sit on the centre seat. Length: 700–1,200 mm. Art. no. 620000	£81.00							•	•



ACCESSORIES

	530BR	460	445B	445M	445C	400	355	440	410
1 WATER SKI PYLON The pylon is easy to remove. The mounts remain on the boat. Art. no. 712530									•
2 WATER SKI PYLON Art. no. 712500 <i>Cannot be combined with electric motor mount/cover harbour</i>									•
3 WINDSCREEN FOR SIDE CONSOLE, FROM 2007 Transparent polycarbonate, 5 mm thick. Fits steering console, art. no. 717400. Art. no. 717401									•

	530BR	460	445B	445M	445C	400	355	440	410
4 WINDSCREEN FOR STEERING CONSOLE, FROM 2007 Transparent polycarbonate, 5 mm thick. Fits steering console, art. no. 715400. Art. no. 714403									•
5 WINDBREAK FOR DOUBLE CONSOLE Grey acrylic fabric. Art. no. 302463 (From 2015) Art. no. 302469 (Up to 2014)									•
6 BAILER In orange plastic. Art. no. 604000									• • • • • • • • • •



OARS

		530BR	460	445B	445M	445C	400	355	440	410
7 ARTICULATED ROWLOCK (STANDARD) In aluminium. Suitable for aluminium and wooden oars. Art. no. 711250 ¹⁾	£24.00		•				•	•	•	•
8 OAR BLADE HOLDER (STANDARD) To hold oar in place. Polyethylene foam. Art. no. 711605 ¹⁾	£5.00		•				•	•	•	•
9 ALUMINIUM ROWLOCK Fitted to oar and then inserted in rowlock mount (which is fitted to the boat). Cannot be combined with aluminium oars. Art. no. 112001 ¹⁾	£11.00		•				•	•	•	•
10 ROWLOCK / RAIL ROWLOCK MOUNT Cannot be combined with aluminium oars. Art. no. 810819 ¹⁾ Rowlock.	£9.00		•	•	•					
Art. no. 711004 ¹⁾ Rail rowlock mount.	£53.00		•	•	•					
11 ANGLED ROWLOCK MOUNT Standard in Linder boats. In aluminium. Fits safety or standard rowlock. Art. no. 711001 ¹⁾	£11.00		•				•	•	•	•
12 BLACK PLASTIC BUSHING FOR ROWLOCK MOUNT Art. no. 711003 ¹⁾ Standard.	£5.00		•				•	•	•	•
Art. no. 711608 ¹⁾ Nov 2004 – Oct 2007.	£5.00		•				•	•	•	•

		530BR	460	445B	445M	445C	400	355	440	410
13 OAR SLEEVE Protects oar from wear. Art. no. 112010 ¹⁾	£9.00			•			•	•	•	•
14 ALUMINIUM OARS With plastic blade and handle. (Rowlock not included). Art. no. 113070 ²⁾ 7 foot (2.1 m)	£116.00									
Art. no. 113080 ²⁾ 8 foot (2.4 m)	£127.00							•		
Art. no. 113085 ²⁾ 8.5 foot (2.55 m)	£131.00									•
Art. no. 113090 ²⁾ 9 foot (2.7 m)	£138.00			•			•		•	
Art. no. 113100 ²⁾ 10 foot (3.0 m)	£151.00									
15 OARS Oars are made of laminated, glued, pine. (Rowlock not included). Art. no. 115070 ²⁾ 7 foot (2.1 m)	£105.00									
Item discontinued Limited stock available										
*Applies to 460 and 445M with rowlock mount fitted to rail.										

1) Sold individually 2) Sold in pairs



ALUMINIUM CANOES



INKAS 465L A light and versatile canoe for two people, lakes and rivers. Highly manoeuvrable and perfect even for one person. Simple to load onto a car roof. Suitable for private use. Unsinkable. Three-year guarantee.

Art. no. 465200



INKAS 465 A light and versatile canoe for two people, lakes and rivers. Simple to load onto a car roof. Highly manoeuvrable. Perfect for private use, young people and daily rental. Unsinkable. Three-year guarantee.

Art. no. 465000



INKAS 495 Just the right size for two people with plenty of gear. Suitable for weekend trips and rental. Unsinkable. Three-year guarantee.

Art. no. 495000




INKAS 525 The only canoe approved for three people. From stable family-canoe to adventure-canoe, Inkas 525 can be used on the sea and in rivers. Suitable as week-long rental canoe with plenty of room for gear. Unsinkable. Three-year guarantee.

Art. no. 525000



	LENGTH (cm)	WIDTH (cm)	WEIGHT (kg)	BOW/STERN HEIGHT (cm)	LOAD CAPACITY (kg)	MAX. NO. PEOPLE	HULL THICKNESS (mm)
INKAS 525	525	90	38	35	400	3	1.25
INKAS 495	495	90	36	33	400	2	1.25
INKAS 465	465	85	33	33	340	2	1.25
INKAS 465L	465	85	28	33	340	2	1







ACCESSORIES

	525	495	465	465L
1 INKAS STRAP, 3.5 M With buckle. Art. no. 612350	£14.00	•	•	•
2 BICYCLE CANOE TOWBAR Specially designed towing device. Complete with bicycle bracket. Art. no. 711525	£282.00	•	•	•
3 INKAS CANOE CART Strong aluminium design. Solid tyres and fixed bearings. Weight: 6 kg. Load capacity: 100 kg. Art. no. 406000	£472.00	•	•	•
4 INKAS CANOE CART, COLLAPSIBLE Strong aluminium design. Solid tyres and fixed bearings. Weight: 6 kg. Load capacity: 100 kg. Art. no. 407000	£522.00	•	•	•

	525	495	465	465L
5 KNEE/SEAT PAD Black, heat-retaining polyethylene foam. 50 x 25 x 2 cm. Art. no. 606000	£14.00	•	•	•
6 MOTOR MOUNT Produced in aluminium. Easy to fit. Suitable for electric motors. Art. no. 705525	£258.00	•	•	•
7 PACK SACK (59 LITRES) Watertight pack sack with carrying handle. Easy to close. Art. no. 609000	£55.00	•	•	•
8 PACK BIN (60 LITRES) With sealing lid and handle. Art. no. 610000	£92.00	•	•	•



ACCESSORIES

	525	495	465	465L
1 PONTOONS Inflatable pontoons for extra stability (fishing, disabled, etc.). Length: 1,370 mm. Diameter: 220 mm. Art. no. 706525	£448.00	•	•	•
2 ROWING RIG Easily mounted on the rail. Rowlock and oars are additional. 9-foot oars are recommended. Weight 5 kg. Art. no. 707525	£434.00	•	•	•
3 BACK SUPPORT Plywood and steel tube (painted grey) backrest. Attaches to seat. Sit more comfortably! Art. no. 605000	£131.00	•	•	•
4 SAIL EQUIPMENT Pram sail (3.5 m ²) and complete rigging. Art. no. 708525	£1,285.00	•	•	•

	525	495	465	465L
5 REMOVABLE SEAT With insulated seat pads. To be hung on the cross support. Seat height 20 cm. Art. no. 700200	£99.00	•	•	•
6 CANOE SEAT, ALUMINIUM, FOLDING Folding aluminum canoe seat. Size 36x35 cm and 33 cm deep. Seat height approx. 5 cm from the bottom. Soft tufted covers for better sitting comfort. Placed in the bottom of the canoe. Art. no. 601000	£153.00	•	•	•
7 SEAT Art. no. 700104 Aluminium seat, no. 3	£112.00	•		
Art. no. 700106 Aluminium seat, no. 3	£112.00	•	•	•
Art. no. 700105 Aluminium seat, no. 4	£112.00	•		



		525	495	465	465L
INKAS WOODEN PADDLE					
Manufactured from very high-quality fir.					
Blade width: 150 mm. Weight: approx 850g					
Art. no. 104100	100 cm	£60.00	•	•	•
Art. no. 104125	125 cm	£60.00	•	•	•
Art. no. 104140	140 cm	£65.00	•	•	•
Art. no. 104150	150 cm	£65.00	•	•	•
Art. no. 104160	160 cm	£70.00	•	•	•
Art. no. 104170	170 cm	£70.00	•	•	•
Art. no. 104180	180 cm	£70.00	•	•	•



	INKAS 525	INKAS 495	INKAS 465	INKAS 465L
Length	525 cm	495 cm	465 cm	465 cm
Width	90 cm	90 cm	85 cm	85 cm
Weight	38 kg	36 kg	33 kg	28 kg
Bow/stern height	35 cm	33 cm	33 cm	33 cm
Load capacity	400 kg	400 kg	340 kg	340 kg
Max. no. people	3	2	2	2
Hull thickness	1.25 mm	1.25 mm	1.25 mm	1 mm



Made in Sweden



Aluminium boats



Visit www.linder.se for lots more information, accessories and good advice.

The right to make model changes is reserved. 2023.01

